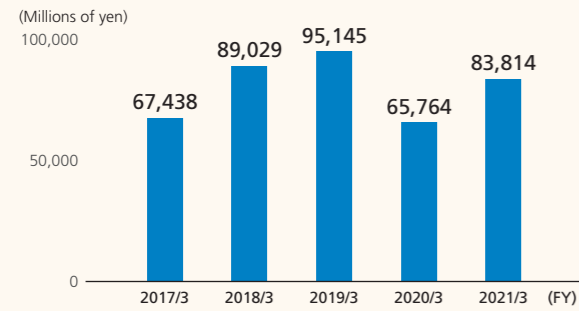


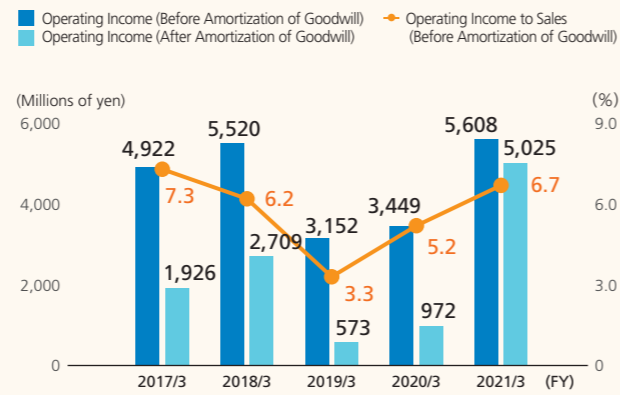
MegaChips in the Numbers

Financial Highlights (Consolidated Basis)

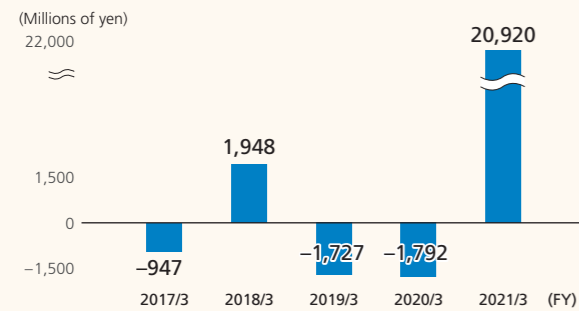
Net Sales



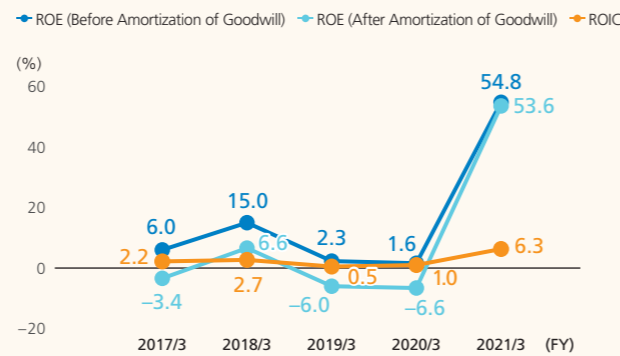
Operating Income and Operating Income to Sales



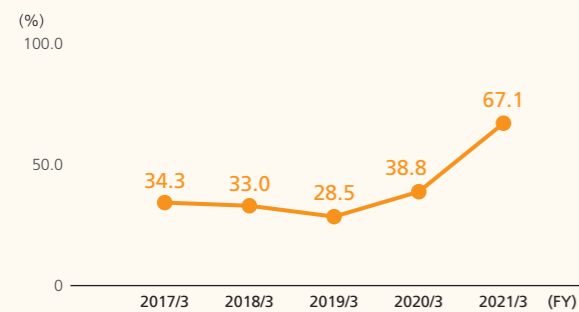
Profit Attributable to Owners of Parent



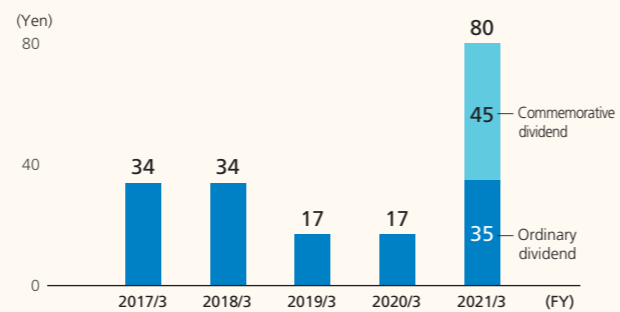
ROE/ROIC



Shareholders' Equity Ratio

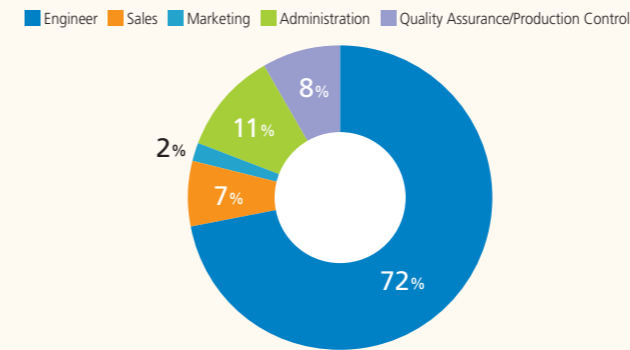


Cash Dividends Per Share

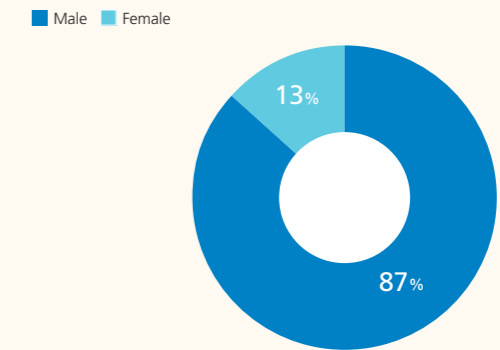


Non-Financial Highlights

Personnel Ratio by Job Category



Personnel Ratio by Gender



Operating Income (After Amortization of Goodwill)

417% increase (YOY)

R&D

R&D Expenses: **¥3 billion**

Total Number of Applications: **921**

Total Number of Registrations: **840**

As a fabless company, MegaChips focuses on research and development, and our self-developed patented technology is a source of growth.

New Graduate Retention Rate

94%

* Results for the past three years

Percentage of Teleworking (Annual Average)

53%

* February 2021: 70%

Ratio of Male Childcare Leave

50%

Recruitment of Foreign Nationals

Annual Paid Leave Use Rate

79%

* Prior to start of teleworking system